

 **SPECIFICATIONS - 30W T8 Integrated Tube**

T8 integrated tubes have a V-shaped LED strip, and can be surface mounted and plugged directly into an electrical outlet, eliminating the need for a fixture to house the light. Integrated tubes are can be used in a variety of locations and applications.

  
**30W**

  
**4,660 Lumens**

  
**5000K CCT**

APPLICATIONS:


- Office Spaces
- Warehouses
- Hotels
- Restaurants
- Schools

**VIRIBRIGHT**

 (951) 268-7095

 (951) 279-4202

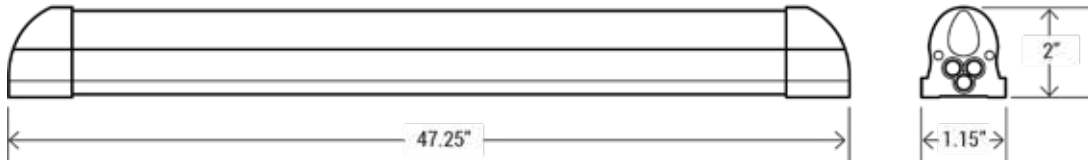
 sales@viribright.us

 355 E Rincon St, Ste 219  
Corona, CA 92879

 www.viribright.com

SPECIFICATIONS	DETAILS
LIFESPAN	50,000 HRS
IP RATING	40
WARRANTY	5 Years
THD	20%
LUMENS	4,660
WATTAGE	30
CCT	5000K 6000K
CRI	RA>80
LIGHT EFFICIENCY	145 Lpw
DIMMING	No
VOLTAGE	100-277V
POWER FREQUENCY	50/60 Hz
BEAM ANGLE	270°
POWER FACTOR	>0.9
WORKING TEMPERATURE	-40° F - +122° F
CERTIFICATIONS	UL, DLC, FCC, CE, ROHS


**DIMENSION**



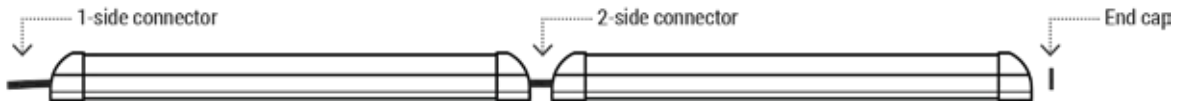
**INSTALLATION**

Place tube in location desired and connect cable to integrated area on tube. Suitable for use in enclosed fixtures or damp locations. Not for use where exposed to weather or moisture.

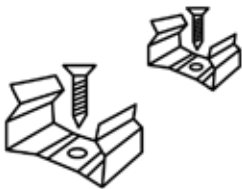
**SINGLE ROW**



**CONTINUOUS ROW**



**INSTALLATION VIEW**



1. Position the metal clips for installation.



2. Use the supplied screws to secure the metal clips.



1. Gently press the tube into the metal clips until it is secured properly.

**VIRIBRIGHT**

☎ (951) 268-7095

📠 (951) 279-4202

✉ sales@viribright.us

📍 355 E Rincon St, Ste 219  
Corona, CA 92879

🌐 www.viribright.com

